



Mercedes-Benz Citaro O530 FL LE - EN

On this document, you will find all the necessary information.

[Introduction](#)

[Repaints](#)

[Features](#)

[Urban/Interurban front - Function 1](#)

[Hubcaps - Fonction 2](#)

[Wheel nut covers - Function 3](#)

[Rain - Function 4 and 5](#)

[Flat front face - Function 6](#)

[Right mirror - Fonction 7](#)

[Changelog](#)

[v1.0](#)

[Credits](#)

Introduction

Named Citaro, it was produced from 1997 to 2011. It was restyled in 2006 (known as Facelift models) and received new engines. The bus is available in a short version (10 m) and a standard version (12 m).

In 2010, Mercedes-Benz produced a series of 15 Citaro buses with a length of 13 meters for the Star network in Rennes. This vehicle is recognizable by its

extended wheelbase.

The Citaro Facelift is also available in an interurban version: Citaro Ü.

The Citaro Facelift is also available in interurban versions: Citaro FL LE and FL LE Ü.

Engine: OM 457 hLA



Join our Discord server : <https://discord.gg/9Y3Nnt4wX6>



Are you a designer? Looking for more content? Take a look at our community page: <https://community.agoprojects.fr/public/>

Repaints


The white textures are available in the "Templates" folder. The `.txt` file for the templates is available in the namesake folder.

Here is the explanation of some templates:



Stickers.png

- 1: Colour of 'Stop requested' button
- 2: Door release
- 3: Transparent area for door release



- 1: Do not touch
- 2: Front destination sign, normal face
- 3: Roof element
- 4: Colored element under the Mercedes-Benz logo at the front of the vehicle
- 5: Fuel tank cap
- 6: Emergency valves

Illustration photo, valid for all templates

Features

This vehicle contains several customization features.

By default: Button not activated

Activated: Button corresponding to the number activated

Urban/Interurban front - Function 1



By default



Activated

Hubcaps - Fonction 2



By default



Activated

Wheel nut covers - Function 3




By default




Activated

Rain - Function 4 and 5

Two windows on the destination displays can be removed when it's raining, using button '2' for the left-hand destination display and button '3' for the right-hand destination display.



By default



Activated

Flat front face - Function 6



By default



Activated

Right mirror - Fonction 7



By default



Activated

Changelog

v1.0

- Initial release

Credits

- 3D model - Vehicle : Turbosquid (Bought for Ago'Projects by Nunekas Rodrigues)
- 3D model - Interior, dashboard : Alterr
- 3D model - Wheel nut covers : TheFmrr

- Modifications : Showtc, LTC91
- Sounds : KRcd
- Textures : Showtc, LTC91, Alterr
- Repaints : LTC91, KRcd, Showtc, Stevenson
- Betas testers : Theo_TC95, soby.tc

The content is under the license written on the corresponding content page on the website agoprojects.fr.

| Ago'Projects - Mercedes-Benz Citaro O530 FL LE